

Tablet User Guide

Pop-up covers



Front camera

Status light

Desktop Icons



Bluetooth



Phone signal



Battery level



WiFi signal



Settings




Google Play



Power on/off

Reset button


Volume + / -



Tablet User Guide

Charge the tablet

The top of the tablet is protected by two covers that pop open. Under the right cover are slots for a SIM card and a memory card. Under the left cover are ports for the battery charger, earphones, and a USB cable.



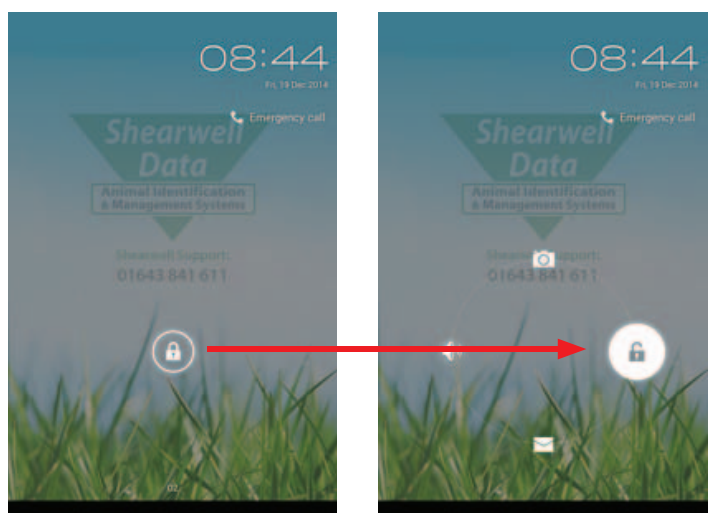
The tablet can be charged by inserting the battery charger cable into the charger port on the top, and connecting the plug to the mains power supply.

- ▷ Fully charge the battery before using the tablet for the first time.
- ▷ Under good conditions a full charge should take about 6 hours.
- ▷ Disconnect the charger when the battery is fully charged

Unlock the screen

The tablet screen locks if there is no activity for some time.

Unlock the screen by touching the lock icon with your finger and swiping to the right.



For technical support telephone: **+44 (0) 1643 841815**
Monday to Friday between 8am - 5pm GMT.
You can email technical support at: **support@shearwell.co.uk**